

DS-PDPG12P-EG2-WE

- PIR Detection Range: 12m / 85.9°
- Glass Break Range: 8m / 120°
- Up to 30KG pet immunity
- Fully remote configurable through App
- Multiple enrollment method and easy installation design
- Easy replaceable battery with PCB protected

▪ Specification

Detection Performance	
Detection Method	Passive Infrared,Acoustic Sensor
Detection Range	12 m
Detection Angle	85.9°
Detection Zones	52
Detectable Speed	0.3 ~ 2 m/s
Pet Immunity	30 Kg
White Light Filter	6500 lux
PIR Sensitivity	Auto, High, Pet
Glass Type	Float, Plate, Tempered, Wired, Laminated Leaded, Double Glazing
Glass Break Range	8 m
Glass Break Sensitivity	2 m, 4 m, 6 m, 8 m
Glass Thickness	2.4 mm to 6.4 mm
Glass Size	0.3 m x 0.3 m to 3 m x 3 m
Digital Temperature Compensation	Support
Creep Zone Protection	Support
Feature	
Digital Processing	Support
Sealed Optics	Support
Tamper Protection	Front, Rear
Environment Temperature Indicator	Support
Signal Strength Indicator	Support
Interface	
Power Switch	Power Up Enrolling
LED Indicator	Green(PIR), Red(BG), Blue(alarm)
Transmission	
Transmission Technology	Tri-X Wireless
Transmission Method	Two-Way RF Wireless
Transmission Frequency	868 MHz
Transmission Security	AES-128 Encryption
Transmission Range(Free Space)	1.6 Km
Frequency Hopping	Support
Enrolling Method	Power up, Remote ID, QR Code
Electrical Characteristics	
Standard Battery Life	4 years in work status (being triggered 20 times per day)
Power Supply	Battery Powered
Battery Type	CR123A × 2
Typical Voltage	3 V
General	
Operation Temperature	-10 °C to 55 °C (14 °F to 131 °F)

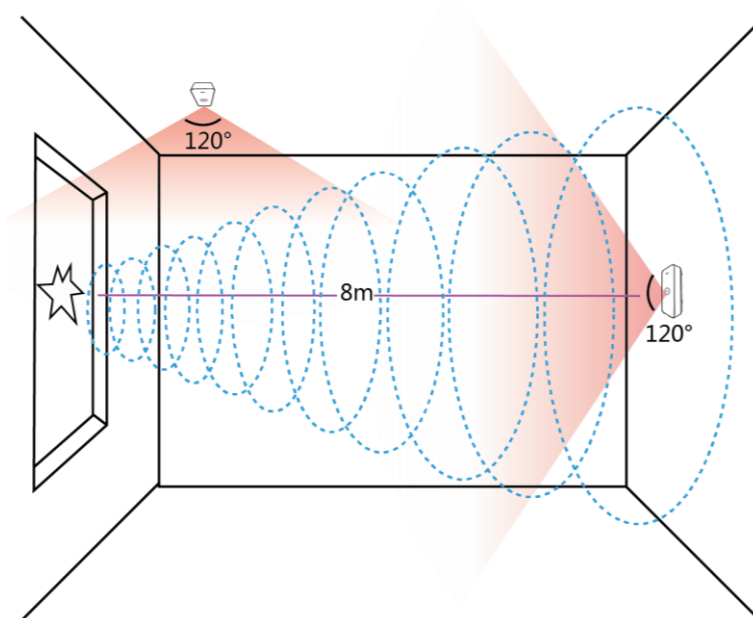
Storage Temperature	-20 °C to 60 °C (-4 °F to 140 °F)
Operation Humidity	10% to 90%
Dimension(W × H × D)	65.5 mm × 103 mm × 48.5 mm
Weight	134 g
Mounting Height	1.8 to 2.4 m
Mounting Method	Wall
Application Scenario	Indoor
Bracket	Optional Wall & Ceiling Accessory

▪ **Available Model**

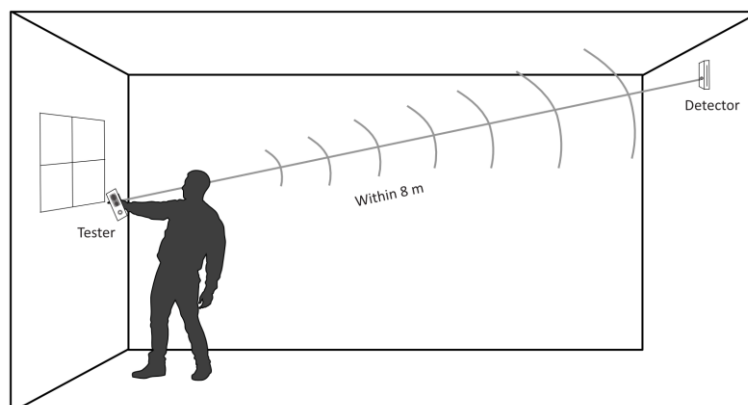
DS-PDPG12P-EG2-WE

▪ **Installation**

Choose the right location



Properly test the detector after installation





Note:

You should use the matching tester.

Warning:

1. Avoid mounting the detector on the same wall as the protected glass.
2. Avoid mounting the detector in rooms with noisy equipment (air compressors, power tools, bells, etc.)
3. Avoid mounting the detector in humid rooms (bathroom, etc.)
4. Avoid mounting the detector on the wall with strong vibration.

▪ Accessory**▪ Optional**

DS-PDB-IN-Ceiling bracket	DS-PDB-IN-Wall bracket
Internal ceiling mounted bracket	Internal wall mounted bracket
	

Headquarters

No.555 Qianmo Road, Binjiang District,
Hangzhou 310051, China
T +86-571-8807-5998
www.hikvision.com



Follow us on social media to get the latest product and solution information.

