



Elektromos adatok

Minősítés az IEC/EN 60664-1 szerint

Névleges feszültség (III / 3)	800 V
Névleges áram	25 A

Robbanásvédelmi információk

Névleges áram (Ex e II)	20 A
-------------------------	------

Fizikai adatok

Szélesség	13,8 mm / 0.543 inch
Magasság	4,1 mm / 0.161 inch
Mélység	19 mm / 0.748 inch
Cellaáthidaló osztása	3 ágú

Anyag információk

Note (material data)	Information on material data can be found here
Szín	világosszürke
Tűzterhelés	0.01 MJ
Tömeg	1.4 g

Kereskedelmi adatok

Product Group	22 (TOPJOB S)
eCl@ss 10.0	27-14-11-40
eCl@ss 9.0	27-14-11-40
ETIM 8.0	EC000489
ETIM 7.0	EC000489
Csomagolási egység	25 Stück
Csomagolás típusa	Bag
Származási ország	DE
EAN/VTSZ	4055143687331
Vámtarifaszám	85366990990

Letöltések

Environmental Product Compliance

Compliance Search

Environmental Product Compliance 2002-403



Documentation

Additional Information

Technical Section

pdf
2142.18 KB



Bid Text

2002-403

19.02.2019

xml
2.51 KB



2002-403

27.04.2017

doc
23.50 KB



CAD/CAE-Data

CAD data

2D/3D Models
2002-403



CAE data

EPLAN Data Portal
2002-403



WSCAD Universe
2002-403




ZUKEN Portal
2002-403




Szerelési útmutató

Összekötés



Insert push-in type jumper bar and push down until it hits backstop.




Removing a push-in type jumper bar: Insert the operating tool between the jumper and partition wall of the dual jumper slots, then lift up the jumper. Place the operating tool in the center of jumpers for up to five contacts (see above), or alternately on both sides for jumpers with more than five contacts.

Összekötés



Custom jumpers are created by breaking and removing jumper contacts (2000, 2001, 2002, 2004 Series).




Marking with a felt-tip pen.


Összekötés




Stepping down via push-in type jumper bar.



Stepping down via push-in type jumper bar:
Commoning via closed terminal side with end plate allows jumpering over two cross-section sizes, e.g., from 16 mm² (6 AWG) to 6 mm² (10 AWG) or from 6 mm² (10 AWG) to 2.5 mm² (14 AWG) (see illustration above).



Stepping down via push-in type jumper bar:
Commoning via open terminal side with end plate allows jumpering over two cross-section sizes for 16 mm² (6 AWG) and 10 mm² (8 AWG) and one cross-section size for 6/4/2.5 mm² (10/12/14 AWG). An example: from 16 mm² (6 AWG) to 6 mm² (10 AWG) (see illustration above) or from 10 mm² (8 AWG) to 4 mm² (12 AWG).



Note:
The total current of the outgoing circuits must not exceed the nominal current of the step-down jumper/push-in type jumper bar.